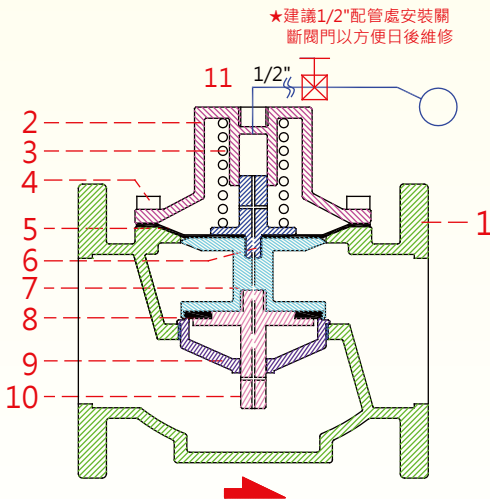


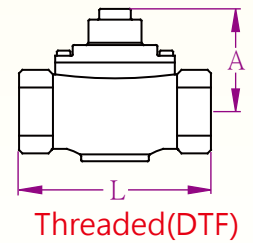
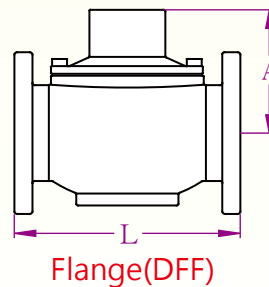
Diaphragm Type Float Control Valve



▲ Cast Iron Materials



- ★ Applied Conditions : Water .
- ★ Applied Temperature : -15 °C ~ 80 °C
- ▼ Valve Body Testing Pressure / Working Pressure
 - Cast Iron : 21 kgf/cm² / 12 kgf/cm²
 - Bronze : 21 kgf/cm² / 12 kgf/cm²
 - Ductile Iron : 32 kgf/cm² / 20 kgf/cm²
 - Stainless Steel : 32 kgf/cm² / 20 kgf/cm²
- ★ Minimum working pressure : 0.5 kgf/cm² .
- ★ ★ Add a/one 1/2" on-off valve at the connection pipes while installing float ball switch for test and maintenance purposes.
- Please remove impurities or metal dusts inside the pipe thoroughly. If possible, please add filter .
- Avoid upside-down or vertical installation .
- 請使用高壓型浮球開關以達最佳使用效果 .
- 避免水波震動浮球影響主閥體動作 .
- 入口端水壓過大需配合減壓閥以減低壓力 .



No.	Part Name	Material			
1	Main Body	Cast Iron	Ductile Iron	Bronze	SS 304
2	Upper Cover	Cast Iron	Ductile Iron	Bronze	SS 304
3	Spring	SS 304	SS 304	SS 304	SS 304
4	Upper Bolt	SS 304	SS 304	SS 304	SS 304
5	Diaphragm	EPDM	EPDM	EPDM	EPDM
6	Upper Shaft	Bronze	Bronze	Bronze	SS 304
7		Cast Iron	Ductile Iron	Bronze	SS 304
8	Sealing space	NBR	NBR	NBR	NBR
9	Seat	Bronze	Bronze	Bronze	SS 304
10	Lower Shaft	Bronze	Bronze	Bronze	SS 304
11	浮球開關 1/2" 配管連接孔				

Model : DTF
(Threaded)

Size	L	A
1½"	150	100
2"	170	100

Unit : mm

Model : DFF
(Flange)

Size	L	A
2"	190	100
2½"	210	120
3"	225	130
4"	250	150
6"	310	210
8"	450	280
10"	550	340

Unit : mm

★ Float ball switch is optional product .